



Waste Authority

Waste Authority Annual Report 2008/09

Table of Contents

Overview of the Waste Authority	8
Operational Structure	8
Members and Meetings	9
Members	9
Ordinary Meetings	9
Special Meetings	9
Special Presentations	10
Executive Support	10
Activities for the Year	11
Grants	11
Strategic Waste Initiatives Scheme & Community Grants Scheme	11
Sponsorship	11
Partnership Funding	12
Waste Wise Schools and Waste Wise Schools Grants Programs	12
Waste Authority	13
Waste Strategy	13
Waste Business Plan	13
Infrastructure Planning	13
Major New Initiatives	13
Waste Authority Website	13
Consultation on Landfill Levy	16
Local Government	17
Zero Waste Plan Development Scheme (ZWPDS)	17
Household Hazardous Waste	17
Used Oil Collection Rebate Scheme	17
Regional Funding Program	18
State Government	18
Environment Protection and Heritage Council	18
Data Program	18
National Packaging Covenant	19
Litter Prevention Strategy through Keep Australia Beautiful Council	20
Levy Collection and Compliance	20
Waste Wise Schools	21
Recycled Organics Market Development	21
Organics Communication and Industry Support	22
Directions from the Minister	22
Landfill Levy Performance	23
Financial Statements	27

Recordkeeping _____ 28

Appendix 1: Financial Review – Waste Avoidance and Resource Recovery Account _____ 29

Appendix 2: Grants Awarded _____ 31

List of Figures

Figure 1	Summary of Website Hits in 2008/09	15
Figure 2	Number of WA-based Covenant signatories	18
Figure 3	Waste generated within the metropolitan area	23
Figure 4	Landfill Levy Trends by Quarter	23
Figure 5	Trends by Quarter: Inert/Putrescible	24



Waste Authority

YOUR REF:
OUR REF: DEC7158 V6

Hon Donna Faragher MLC
Minister for Environment
10th Floor, Dumas House
2 Havelock St
WEST PERTH WA 6005

Dear Minister

WASTE AUTHORITY ANNUAL REPORT 2008/09

Regulation 23(1) of the *Waste Avoidance and Resource Recovery Act 2007* requires the Waste Authority to give the Minister by 31 October each year a report on the operations and proceedings of the Waste Authority for the previous financial year. Regulation 23(2) of the Act requires the Minister to cause the report to be laid before each House of Parliament within seven sitting days of having received it.

I am pleased to enclose the inaugural Annual Report for the Waste Authority, for financial year 2008/09.

Yours sincerely

A handwritten signature in black ink, appearing to read 'Barry Carbon'.

Barry Carbon
CHAIRMAN

26 October 2009

Att1: Waste Authority Annual Report 2008/09

Office of the Waste Authority
Locked Bag 104 Bentley Delivery Centre
Western Australia WA 6983
Tel: 6364 6500 Fax: 6364 5532
E-mail: zerowaste@zerowastewa.com.au
www.zerowastewa.com.au



Chairman's Report

This is the first annual report of the Waste Authority, following the first year of the Waste Avoidance and Resource Recovery (WARR) Act 2007.

The Waste Authority was established under that Act to administer funds raised from the levy paid on all waste generated in the metropolitan area that is disposed to landfill. The second key purpose is to serve as the primary adviser to the Minister on waste policy and provide the general promotion of waste management.

The Department of Environment and Conservation is charged under the WARR Act with regulatory functions relating to waste. There is an expectation that the generation of waste will be minimised and where reasonable and practicable, resources should not be wasted but should be conserved, re-used and recycled. The Authority is charged with driving waste avoidance and resource recovery strategies.

The Waste Authority has chosen to undertake its function using some clear guiding parameters:

- Leadership - to provide leadership where it is required and appropriate.
- Partnership - to implement true partnerships with those that are the major players in waste management: local government, industry and community.
- Interventions - to intervene to deliver sustainable outcomes where appropriate.
- Governance - to be honest, open and accountable for its activities, particularly as the funds that allow the operation of the Authority come from others.

In this first year, the Authority has had some successes, but it has also had the predictable teething issues, as well as other issues which were not so predictable such as the effect of the global downturn on the resource recovery industry.

In the past 12 months, the Authority has responded to a Parliamentary Inquiry, prepared a Draft Statewide Strategy and provided input into a proposed national strategy as well as providing advice as required to the Minister.

One of the first actions the Authority undertook was to meet its obligation to review and decide on of the waste levies applicable to metropolitan waste. The Authority supported the incremental increases that were previously gazetted under the Environmental Protection (EP) Act. However, for clean fill the Waste Authority determined to undertake further investigation through extensive public consultation. Following this, the Authority reviewed the public input and endorsed the incremental increases in clean fill that had applied under the EP Act.

The levy on waste disposed to landfill is paid into a special Waste Avoidance and Resource Recovery Account (WARR account). The purpose of this account is for expenditure only on implementation of waste management strategies as determined by the Waste Authority. The government has proposed to parliament that the levy be quadrupled and that three quarters of the monies raised be available to the Department of Environment and Conservation for broader environmental and conservation purposes.

In order that this change could be considered by parliament, the Minister requested the Authority to cease work on the earlier regulation on and that the definitional matters that accompanied it be progressed separately.¹

The procedures for expenditure under the Act require the Authority to manage according to a business plan that sits under the State Waste Strategy. As this strategy will not be in place until well into next year, expenditure has been approved under the Act as 'or is approved by the Minister'. There will be an opportunity for more timely activities after there is both an approved strategy and business plan.

The activities and successes of the Authority and its many partners are described in this report. The Draft State Waste Strategy was prepared with assistance from external consultants and is intended to be concise, direct and action oriented.

It is expected that the State Waste Strategy will be adopted in early 2010.

The past decade has been one of progress and of learning in the shift of approach from dealing with rubbish through to the community expectation of managing resources. The next year with what will be the first state strategy for waste will be an opportunity to meet the changing expectations of our times.

¹ The Minister's letter of request has been published with Authority minutes of special meeting held Wednesday 20 May 2009.

Overview of the Waste Authority

The Waste Authority comprises five members appointed by the Minister for the Environment and commenced in May 2008. The Authority does not employ any staff but does have support from the Waste Management Branch of the DEC. The Waste Authority is fully funded through the Waste Avoidance and Resource Recovery Account. The Department of Environment and Conservation provides executive, administrative and contract management support to the Authority. The Department of Environment and Conservation also coordinates project specific activities on behalf of the Authority.

Operational Structure

The Waste Authority is a statutory body with members appointed by the Governor to provide advice to the Minister for Environment on strategic direction and priorities for waste in Western Australia, and the administration of the Waste Avoidance and Resource Recovery Account. The Waste Authority replaced the Waste Management Board on 6 May 2008, and commenced full operation on 1 July 2008.

The functions of the Waste Authority as detailed in Schedule 2 of *the Waste Avoidance and Resource Recovery Act 2007* include:

- to develop, promote and review a waste strategy for Western Australia and coordinate its implementation;
- to monitor and assess the adequacy of, and report to the Minister on the operation of, the waste strategy, product stewardship plans and extended producer responsibility schemes;
- to promote resource efficiency, waste avoidance, and resource recovery;
- to advise and make recommendations to the Minister on matters relating to the Act; and
- to advise and make recommendations to the CEO on the regulation of waste services.

Activities of the Waste Authority are supported by the Waste Management Branch of the Department of Environment and Conservation. The branch is fully funded by the waste levy.

The development of a Memorandum of Understanding and Service Level Agreement between the Waste Authority and the Department of Environment and Conservation is to be finalised in 2009/10.

The Waste Authority is funded by the Waste Avoidance and Resource Recovery Account (WARR Account), which sources its funds through the levy on waste disposed to landfill, which is imposed under the *Waste Avoidance and Resource Recovery Levy Act 2007* (WARR Levy Act).

The WARR Act requires the Waste Authority to determine objectives and priorities, and to be responsible for the expenditure of funds from the WARR Account. These undertakings will eventually be managed according to a business plan approved by the Minister. However, as 2008/09 was the Waste Authority's first year, its operations have been managed by a work plan approved by the Minister according to s80 of the WARR Act.

Members and Meetings



Member of the Waste Authority

Rear (L-R): Marcus Geisler; Prof Paul Hardisty

Front (L-R): Jan Grimoldby (Deputy Chair); Barry Carbon (Chairman); Carolyn Jakobsen

Members

The Waste Authority was established on 6th May 2008 with the appointment of five members, and commenced full operation on 1st July 2008. It replaced the former Waste Management Board. Membership of the Waste Authority includes:

- Mr Barry Carbon, Chairman;
- Ms Jan Grimoldby (Deputy Chair); and
- Members Ms Carolyn Jakobsen, Mr Marcus Geisler and Professor Paul Hardisty.

There were no changes to the membership of the Waste Authority during 2008/09

Ordinary Meetings

The Waste Authority meets on the first Wednesday of every month (except January) and meetings are approximately six hours in duration. The Waste Authority held 11 ordinary meetings during 2008/09. A copy of the Waste Authority's meeting schedule and minutes of its meetings are publicly available via the Authority's website at www.zerowastewa.com.au

Special Meetings

The Waste Authority held two special meetings outside of its ordinary monthly meeting schedule for 2008/09. The first special meeting was held in October 2008 to discuss the review of the landfill levy. Consideration was given to submissions received as part of the

landfill levy review, with a focus on category 63 landfills. The meeting led to the recommendation of changes to the schedule of rates for category 63 landfills.

The second special meeting was held in February 2009 to discuss the schedule of rates for category 63 landfills. The Authority adopted a new schedule of rates for the landfill levy and recommended these to the Environment Minister.

Over the course of the year, the Waste Authority also considered and made determinations on eight out-of-session agenda items.

Special Presentations

Over the course of its ordinary meetings, the Waste Authority received presentations from a number of organisations on a range of waste and recycling matters. These included:

- Discussion with operators of materials recovery facilities to promote household recycling and obtain views on large scale projects in which the Authority could participate.
- A presentation from Oakdene Hollins outlining its preliminary findings investigating scenarios and options for used oil management in Western Australia.
- The Keep Australia Beautiful Council – Litter Prevention Strategy.
- Waste Wise Schools and Grants Program.
- Centre of Excellence in Cleaner Production (Curtin University of Technology).
- Green Stamp Program – Printers Industries Association of WA, Motor Trades Association of Western Australia and the Building and Services Association of Australia.
- Western Australian Local Government Association (WALGA) – Household Hazardous Waste Collection Program.
- The Australian Information Industry Association – E-Waste Recycling.
- Eastern Metropolitan Regional Council – E-Waste Recycling Program.
- Office of Climate Change – Carbon Pollution Reduction Scheme.
- The Forum of Regional Councils (FORC) – FORC's vision for the Waste Management Industry.

Executive Support

The Department of Environment and Conservation (DEC) Waste Management Branch provides executive and administrative support to the Authority through a part-time executive support officer.

Activities for the Year

Grants

Strategic Waste Initiatives Scheme & Community Grants Scheme

The Strategic Waste Initiatives Scheme (SWIS) and Community Grants Scheme (CGS) have been established to fund projects to assist the State in achieving environmental outcomes.

Funding is allocated to projects that are consistent with the goals and objectives of the Waste Authority, more specifically to projects that address strategic waste focus areas as detailed in the draft Waste Strategy.

The Waste Authority identified the following as priority areas for SWIS funding:

1. Organics;
2. Construction and Demolition Waste recovery and Recycling;
3. Plastics;
4. Used tyres;
5. Hazardous Waste From Household (including paint); AND
6. Container glass.

The SWIS and CGS are funded through the Waste Avoidance and Resource Recovery Account with an amount of funds being made available to the scheme each year.

Funding from the SWIS is available to industry, local government and community groups and may also support State Government coordinated projects, as appropriate. CGS is available to individuals, and any type of community-based organisation, to a limit of \$20,000 per grant.

The Waste Authority calls for applications for the SWIS and CGS twice a year. These are assessed and recommendations made for funding to the Minister for the Environment. Funding is allocated following the approval of the Minister.

During 2008/09, three rounds of funding were announced for each scheme. In total, \$2,034,826 was granted to 53 projects.

A list of all grants awarded appears at Appendix 2.

Ongoing administration of these grants, and grants from previous years, saw \$1,490,404 paid out in milestone payments to grant recipients.

Sponsorship

A further conduit through which financial support is provided by the Waste Authority to organisations is sponsorships. A total of \$27,800 was provided in 2008/09 to sponsor the Waste and Recycle Conference and the Housing Industry awards. A new sponsorship policy has recently been adopted by the Authority, and new applications for sponsorships will be assessed using this policy.

Partnership Funding

The Waste Authority is committed to financially supporting local organisations to participate in its programs and is actively involved in providing input into waste management policy in Western Australia.

The following Strategic Partners are funded through this Program.

Centre of Excellence in Cleaner Production (Curtin University of Technology)

\$120,000 to October 2009.

The Centre of Excellence in Cleaner Production (CECP) at Curtin University of Technology assists the Waste Authority in maintaining its technical knowledge in sustainable best-practice municipal solid waste management technologies.

Green Stamp Program

Three-year partnership - \$403,000 for 2009 to 2012

The Green Stamp Program is a joint program of the Motor Trades Association of Western Australia (MTA), Printing Industries Association of Australia (PIAA) and Building and Services Association of Australia Inc. (BSCAA). Green Stamp promotes continuous improvement in environmental performance to small-to-medium enterprises through an accreditation program.

Western Australian Local Government Association (WALGA)

\$100,000 per annum

WALGA, primarily through the Municipal Waste Advisory Council, engages with local government on waste management and recycling issues, and acts as a conduit for local government views on policy issues to the Waste Authority.

Conservation Council of Western Australia (CCWA)

\$100,000 per annum to 1 October 2009

Support is provided to CCWA to assist it to engage the community conservation sector and the broader community in waste management issues and policy. In the first funding period, CCWA was able to run a number of forums and engage with a wide community network to gain important feedback about the community attitudes towards waste and recycling.

Waste Wise Schools and Waste Wise Schools Grants Programs

The Waste Wise Schools Program offers grants to participating Waste Wise Schools for the development of waste minimisation projects. There are three consecutive grants available of \$2,000, \$5,000 and \$10,000. These funds can be used to assist the school in reducing waste to landfill and in educating the whole school community about sustainable waste practices.

Schools must complete the Waste Wise full-day professional learning workshop/external module, a waste audit, a waste policy and a waste plan to be eligible to apply for the first grant. Additional criteria are required for the subsequent grants. A total of \$248,000 was provided to support Waste Wise Schools Grants this financial year.

Waste Authority

Waste Strategy

A Draft Waste Strategy was developed by the Waste Authority with the assistance of Hyder Consulting and Encycle Consulting. Development of the draft strategy involved two rounds of consultation. The consultation began with a targeted interview program held from December 2008 to January 2009 in which selected stakeholders helped to identify issues and potential directions. This was followed by a large stakeholder workshop in January 2009 to help obtain views on the previously identified issues. Release of the draft strategy and public consultation will take place in 2009/10.

Waste Business Plan

The Waste Authority is charged with the task of producing a business plan each financial year to underpin the planning and implementation of the Waste Strategy. The Authority's inaugural Waste Strategy will be finalised in late 2009. A business plan for 2010/11 will be prepared once the Waste Strategy is released. For 2008/09, in the absence of a business plan, the Minister approved a work plan which showed the allocation of resources to program and project areas. A total of \$13.14 million was allocated to deliverables, for which expenditure of only \$8.5 million was achieved for 2008/09, as detailed in the attached financial statement.

Infrastructure Planning

Cardno WA Pty Ltd (Cardno) was contracted by the Waste Authority to conduct an "Assessment of Waste Disposal and Material Recovery Infrastructure for Perth". The main aim of the study was to assess the current infrastructure for waste and recycling in the Perth Metropolitan Region and anticipate the best way to respond to future demands. The timeframe for the report was projected towards 2020 (the 2019/20 financial year). It was completed in January 2009.

Overall, the report found that current waste infrastructure in the Perth Metropolitan Region is well placed to continue accepting this material for either landfill or recycling towards 2020. However, potential strains on waste infrastructure will become apparent in certain geographic areas over the next 10 years. Managing this issue is a major component of the Draft Waste Strategy.

Major New Initiatives

This program will be addressed in the 2009/10 work plan.

Waste Authority Website

The Waste Authority maintains a website found at <http://www.zerowastewa.com.au>. The website is the Waste Authority's principal means of communication with stakeholders and interest groups. In 2008/09 the website published 239 new documents, 11 media statements, and six Electronic Newsletters and had an average of 154 hits per day, or 4628 per month (see Figure 1).

Statistics to note for the 2008/09 financial year were the dramatic spikes in hits to the website (increase of around 1200 hits) during the advertising for the SWIS and CGS Grant schemes. These grants were advertised on the website, and in local and state-wide

newspapers, as well as in the special edition newsletter campaigns. A further 2000 hits were also recorded during July 2008 as the Zero Waste Plan Development Scheme funding applications were also published for use by local governments.

Several strategies will be put into place in 2009/10 to improve the information and presence of the Waste Authority through its website. These include:

- A new, more efficient website search engine has been installed to monitor which terms are entered on the site. This will help to ensure that meaningful information is posted and available for users and can help to gauge topics that the general public and waste industry stakeholders are researching.
- Development of a new set of fact sheets for publication on the website to ensure current and correct facts are available to the site's users.
- Completion and release of the updated *Recycling Directory for Western Australia* on the website. This state-wide directory takes into account regional areas, which other online recycling directories do not. This has been an ongoing upgrade, and accounted for the majority of website queries and previous hits on the website.

Better technical scripting is being installed to automate more parts of the website (such as the "did you know" facts, homepage images and "hot topics"). Other scripting will also be included to better manage content. This will increase efficiency through a reduction of bandwidth capacity. Website users will see faster loading time of the homepage and better time management of the website.

Major website points:

- ✓ **Public Consultation Documents submitted on the website:**
 - Waste Authority of W.A. Position Statement for Recycled Organics
 - Consultation period 17th March – 30th Jun 2009
 - 6 submissions
- ✓ **Zeroing In Campaigns**
 - Average recipients in last year 970
 - 6 newsletters sent out 2008/09
- ✓ **Website Documents**
 - Total number contained on the website: 1361
 - Website pages: 987
 - PDF documents: 344 (5333 pages)
 - Word documents: 23
 - Powerpoint documents: 3 (47 pages)
 - Excel documents: 6
 - Total media statements on website: 37
 - Waste Authority media statements: 26
 - Minister statements linked to website: 11
- ✓ **Website Hits**
 - Average 4628 per month, (average 154 per day)

There were three notable increases in website activity of the Towards Zerowaste website during the 2008/09 financial year from the average of 4628 per month.

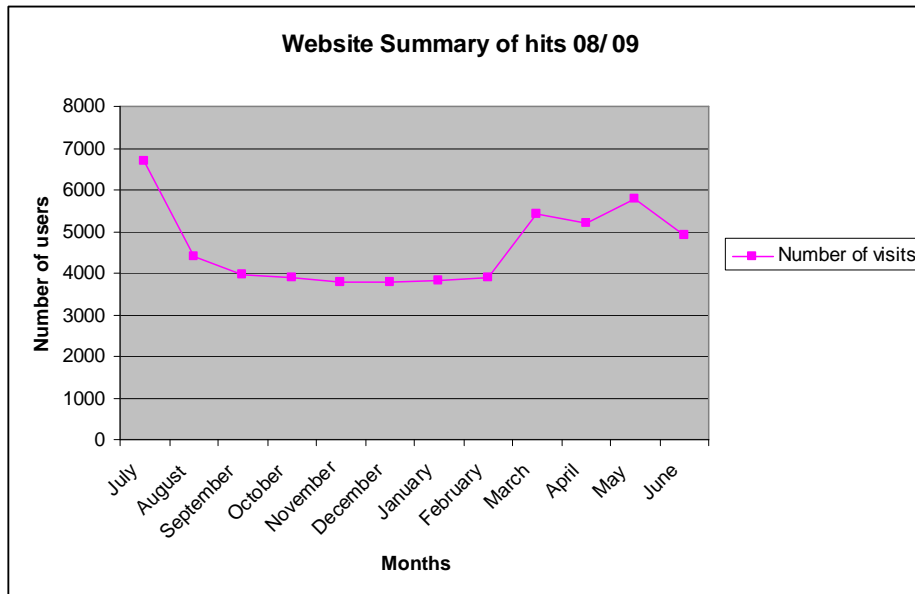
- July presented an increase of 2051 above the average due to several notable achievements:
 - The Waste Avoidance and Resource Recovery Act 2007 came into effect
 - The Waste Avoidance and Resource Recovery Levy Act 2007 came into effect
 - The Zero Waste Plan Development Scheme funding documents for waste auditing by Local Government groupings were released
 - Community Grant Scheme Round 2, 2008 was opened
 - The Kerbside waste and recycling audit manual was published

- March presented an increase of 775 user hits due to the following documents released on the website:
 - Assessment of waste disposal and material recovery infrastructure for Perth 2020 was published
 - Community Grant Scheme (CGS) Round 1, 2009 information packs were published
 - Strategic Waste Initiative Scheme (SWIS) Round 1, 2009 information packs were published
 - Draft position statement for Recycled Organics was released for Public Comment
 - Analysis of Used Oil policy management options was published

- May presented an increase of 1157 user hits due to the following activity surrounding the Waste Authority:
 - 15 Media Statements were released depicting the successful projects for the SWIS and CGS grants schemes
 - The budget announcement of a 300% increase in Landfill Levy rates

The influence of the above factors is reflected in Figure 1.

Figure 1: Summary of Website Hits in 2008/09



2008						2009					
Jul	Aug	Sep	Oct	Nov	Dec	Jan	Feb	Mar	Apr	May	Jun
6679	4405	3968	3881	3797	3797	3820	3893	5403	5195	5785	4916

Consultation on Landfill Levy

The Waste Authority held a forum at the Waste and Recycle 2008 Conference in Fremantle on 9 September 2008 to canvass the views of stakeholders on how the levy should apply at category 63 (inert) landfill sites, with a view to modifying the existing levy regulations.

The levy at Category 63 sites had been foreshadowed to rise to \$5 per cubic metre in 2008/9, \$7 in 2009/10 and \$9 in 2010/11. Earlier in the year the Waste Authority decided to freeze the levy at \$3 per cubic metre pending the outcome of more discussions with stakeholders.

The Waste Authority discontinued its deliberations on this matter following receipt of a request by the Minister dated 15 May 2009 to cease this activity.

Local Government

Zero Waste Plan Development Scheme (ZWPDS)

Phase 2 of this program has been successful in achieving a high level of voluntary participation of local governments. In total, 122 local governments elected to work in 24 collaborative groupings around the State to develop regional Strategic Waste Management Plans (SWMP), with 12 other local governments developing individual SWMPs.

Of \$2.15m allocated to Phase 2 of the ZWPDS, \$793,772 was expended by local governments during 2008/09. This brought to \$1,681,690 the total of local government funding under Phase 2, as at 30 June 2009.

As at 30 June 2009, a total of 18 SWMPs had been formally endorsed by staff specifically hired for this task.

In general, there are contrasts in the complexity of SWMPs between Metropolitan and Regional areas. For example, Metropolitan plans generally identify that basic waste collection and recycling services, education programs, data collection and regional collaboration already exist. These plans tend to concentrate on continual improvement of existing services, extension of services to problematic wastes such as E-waste and household hazardous waste, further developing existing waste education programs as well as trials and feasibility studies of Alternative Waste Treatment technologies.

In contrast, many regional centres and rural local governments have no data collection programs in place and waste management services are basic. Many non-metropolitan plans identify basic compliance with landfill licence conditions as a high priority action to be addressed. In many circumstances, landfills are unmanned and unfenced and the vast majority are unlined with little environmental monitoring, sporadic cover of materials and frequent burning of waste. In these circumstances, issues of basic waste disposal and associated public health concerns override the higher level objectives of waste avoidance, resource recovery and minimisation of waste to landfill.

Household Hazardous Waste

A Household Hazardous Waste (HHW) collection program began in May 2008 and operated throughout 2008/09. In the first year, 13 temporary collection days were held and 20 collections were made from permanent HHW storage facilities.

The Waste Authority increased the initial funding of \$1 million to the program by \$336,500 during the third quarter to cover a shortfall in costs created by increasing disposal costs.

The experience of the program has highlighted the strong community demand for the service. In the final quarter of the year, demand for the service had risen to such an extent that 13,000 kg of Household Hazardous Waste was collected and disposed in the period.

Used Oil Collection Rebate Scheme

The Used Oil Collection Rebate Scheme is to run for up to two years and offers local governments and regional councils that have engaged Wren Oil as their Used Oil Recycling Contractor an opportunity to receive a rebate of up to 50 per cent of their collection fees. The first claim period began January 2009 and ended June 2009. During this period, 43 local governments paid \$30,687 in collection fees and will receive a rebate totalling \$14,439.

In the first application, 66 local governments received collections from Wren Oil. A total of 23 local governments did not receive funding from the rebate scheme, of which 17 were in

the metropolitan area and not eligible for the rebate because they only paid the DEC controlled waste tracking fee. The remaining six were non-metropolitan local governments with a variety of reasons for not applying for the rebate scheme.

Regional Funding Program

The Waste Authority piloted a program to assist local governments in the initial implementation of actions proposed in Strategic Waste Management Plans, developed under the Zero Waste Plan Development Scheme.

A total of 25 groups of local governments accepted the Waste Authority's invitation to participate in the program, with \$2.5m to be spent by December 2009. Groups were required to submit Regional Investment Plans to access their funding allocation.

As at 30 June 2009, three groups comprising 17 local governments with a total allocation of \$617,451 under the program had submitted plans which met the Waste Authority's investment criteria, and were approved by DEC. Further plans were awaiting assessment and DEC sign-off.

Initial funding was directed at a number of important matters raised in the various Strategic Waste Management Plans including the engagement of waste officers, the provision of plant and equipment, upgrading waste and recycling infrastructure, a regional feasibility study into gasification treatment processes, and projects addressing green waste and construction and demolition wastes.

State Government

Environment Protection and Heritage Council

Western Australia has provided input to several waste matters before the Environment Protection and Heritage Council (EPHC) throughout 2008/09. This work has required both staff time and operational funds. This input has been achieved through provision of briefings and involvement in working groups that focus on specific issues being considered at the national level. The areas of national focus that have received attention include:

- National Waste Policy;
- National Product Stewardship Framework;
- Computer and Television Product Stewardship;
- Beverage Container Investigation;
- National Packaging Covenant Mark II review and Mark III consideration;
- Tyre Product Stewardship;
- Measures for Improved Management of Mercury Containing Lamps; and
- Measures for Improved Management of Plastic Bags.

Data Program

The second year of an annual online survey of local government waste and recycling services was completed. The survey collected data for the 2007/08 period. It captured municipal waste and recycling data from across the state.

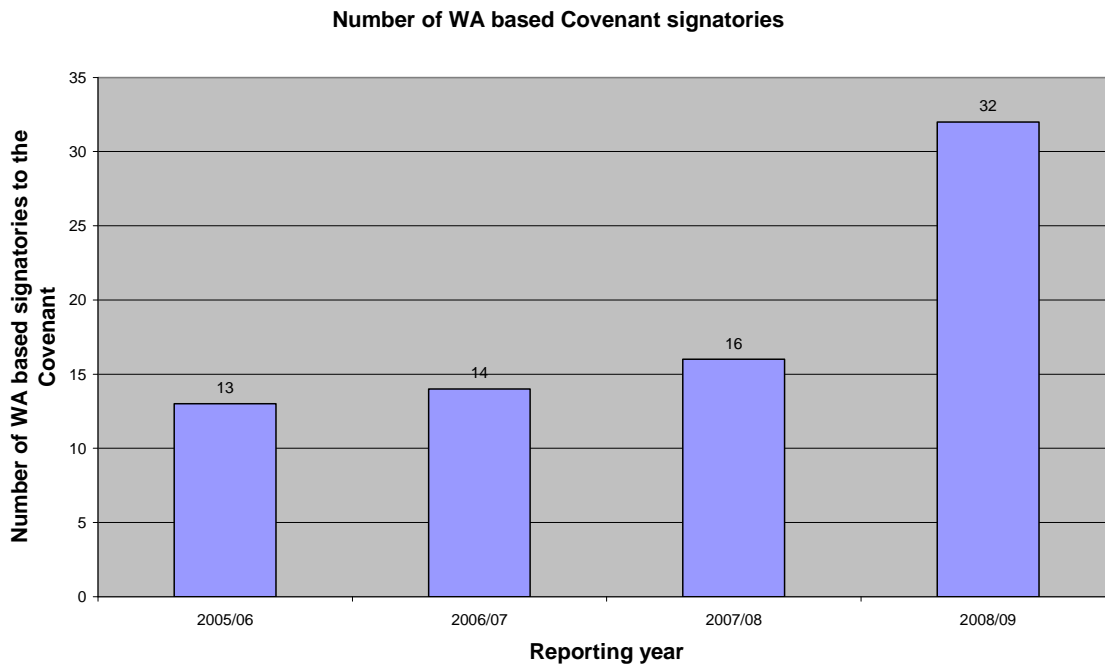
The data will be used to inform the development of future waste management policy and will contribute to the development of performance measures.

National Packaging Covenant

Implementation and compliance activities under the *Environmental Protection (NEPM-UPM) Regulations 2007*

In the 2008/09 reporting period 70 companies were approached under the *Environmental Protection (NEPM-UPM) Regulations 2007* which implements the National Environment Protection Measure for Used Packaging Materials in WA. This resulted in a record number of WA-based brand owners signing up to the Covenant. The number of new signatories to the Covenant increased by 16 during the 2008/09 period, this is a 100 per cent increase from the previous reporting period.

Figure 2: Number of WA-based Covenant signatories



WA based projects funded through the Covenant

Currently the Waste Authority has committed grants to 22 projects under the current covenant (2005-2010), with 11 of the projects approved during the 2008/09 reporting period. Of the 22 projects, 15 are currently underway and seven have been completed. Total grants committed to the projects include:

- \$3,089,000 in Waste Authority funds; and
- \$2,717,000 in National Packaging Covenant Industry Association funds.

These grants leverage total Western Australian project budgets to the value of nearly \$19.5 million. To date, seven projects have been completed and these are estimated to divert in the order of 9,577 new tonnes of packaging material per annum of WA's landfill.

Significantly, during the reporting period, the Waste Authority, in partnership with the Packaging Stewardship Forum, called for expressions of interest (EOI) from parties interested in establishing and operating a glass reprocessing plant in WA. The EOI attracted a number of proposals and the Waste Authority, through the covenant process, identified and committed \$1.95 million in funding to a venture that will establish infrastructure capable of beneficiating up to 40,000 tonnes of glass per annum in WA. The project is expected to commence in early 2010 and represents a significant achievement for recycling infrastructure within the state.

Litter Prevention Strategy through Keep Australia Beautiful Council

The Waste Authority awarded an amount of \$640,000 from the Waste Avoidance and Resource Recovery Account to support the operations of the Keep Australia Beautiful Council.

Levy Collection and Compliance

The landfill levy is currently collected from 26 individual sites, most of which are located within the metropolitan area. The landfill levy only applies for waste disposed at metropolitan landfills, or for waste disposed to landfill anywhere in the State which is generated in the metropolitan area. The issue of the landfill levy objectives, possibly including levy payments, is canvassed in the Draft State Waste Strategy.

It is not illegal for landfills anywhere in the state to receive waste from the metropolitan area, but if they do so, the landfill levy regulations apply. The cost of transport is usually a sufficient disincentive to the removal of waste to remote locations. However, for some types of waste, there is an opportunity for waste generators to take advantage of back-loading freight rates and lower landfill disposal charges in regional locations. At the present time, about 5 per cent of waste that is subject to the levy is disposed to landfill in regional areas, and the levy is being collected in these instances. Monitoring of the movement of waste beyond the metropolitan boundaries is part of the Department of Environment and Conservation's (DEC's) landfill levy compliance monitoring function. DEC has a specific landfill levy inspector and part of this officer's function is to patrol the highways leading out of the metropolitan area to monitor transport of waste. DEC also relies on reports from the waste management industry and from local government of any suspicious waste movements.

The differential between levy rates for putrescible and inert landfill could provide an incentive for them to receive types of waste which they are not licensed to receive. Part of the inspector's function is to regularly visit landfills to ensure that they do not do this.

Putrescible landfills pay the levy on the basis of weight received and are fitted with weighbridges for this purpose. There are prescribed reporting requirements and this is monitored within the Waste Management Branch.

Inert landfills are required to undertake quarterly volumetric surveys and pay the levy according to the airspace filled during the period. Operators are required to submit survey information, which can be monitored within the Waste Management Branch on specialised computer software which has been installed for this purpose.

Landfills located in regional areas which receive metropolitan waste as part of their total waste are not required to have weighbridges or to undertake volumetric surveys. In these instances, the landfill levy liability is established by transport mode in accordance with the DEC's *Landfill Levy Administration Policy 2006*.

Disputes over landfill levy payment issues for 2008/09 are being pursued by DEC with two landfill operators.

Waste Wise Schools

The Waste Wise Schools Program is funded by the Waste Authority and offers resources and support for schools to plan, implement and maintain waste minimising projects such as recycling, composting and worm farming. The program helps schools to set up infrastructure and provides resources aimed at changing attitudes and behaviour in regard to sustainable waste management.

The first step to becoming a Waste wise school is to have a representative attend a professional learning workshop or complete an external learning module. The workshops and the external package are free to schools and teacher relief is provided to facilitate participation. Workshops are held throughout the year in both metropolitan and regional areas.

The Waste Authority's support of this initiative totalled \$400,000 in 2008/09.

Recycled Organics Market Development

Efforts to foster recycled organics market development have continued throughout 2008/09 financial year, through strategic information gathering (obtained under both commissioned work and through the work of staff), through support of recycled organic industry initiatives (such as the compost for soils website and the development of a "Leaf Brand" for identifying the applicability of particular products for certain applications) and through support for industry-led information sharing sessions and promotional activities.

Organics Communication and Industry Support

Organics communication and industry support has been progressed through the establishment of an industry support function (through commissioned work) to provide resources to accomplish a series of identified tasks that assist the work of Compost WA. Compost WA is a compost and recycled organics working group of the Waste Management Association of Australia that furthers the development of the compost and recycled organics industry and furthers community uptake of compost and recycled organics products.

The tasks addressed by the industry support function include:

- The preparation and submission of several stories for publication in market sector newsletters and publications;
- The presentation of general information and case study work relating to recycled organics to several industry forums and events;
- The planning and establishment of a Compost WA stand at several industry exhibitions and attending the stand during exhibitions to provide attendees with information on the local compost and recycled organics industries and communicate information about compost resources and the activities of Compost WA;
- Maintain and update an industry database to allow Compost WA to effectively communicate with stakeholders;
- Provide executive support for Compost WA meetings, correspondence and activities (such as market education workshops);
- Maintain communications with other industry bodies with links to Compost WA.

Directions from the Minister

Section 21(1) of the *Waste Avoidance and Resource Recovery Act 2007* (WARR Act) provides for the Minister to give written directions to the Waste Authority in respect to the performance of its functions. Section 21(2) requires that the text of any such direction must be included in the Annual report of the Waste Authority.

The Minister for Environment provided an instruction in her letter to the Waste Authority of 15 May 2009, seeking a recommendation from the Waste Authority to the Governor in Executive Council, to increase the landfill levy to \$28 per tonne for liable putrescible landfill sites and \$12 per cubic metre for liable inert landfill sites. The Waste Authority was also requested by the Minister to discontinue its current preparation of a submission to the Government and progress matters associated with the definition of waste separately.

On 20 May 2009, the Authority accepted the instruction in accordance with the requirements of the WARR Act, and accordingly implemented that instruction in a manner that included but was not limited to:

- 1) *Agreeing to suspend, effective immediately, its work on the previous landfill levy recommendation to the Governor; with the exception of amendments to fulfil its previous written commitments to the Joint Standing Committee on Delegated Legislation.*
- 2) *Agreeing to recommend to the Governor in Executive Council, through the Minister for Environment, a regulation to increase the landfill levy to \$28.00 per tonne for putrescible waste to landfill and \$12.00 per cubic metre for inert waste to landfill.*

Landfill Levy Performance

The 2008/09 financial year produced landfill levy revenue of \$12.5 million, based upon 1 million cubic metres of inert waste and 1.5 million tonnes of putrescible waste to landfill between April 2008 and March 2009.

Landfill sites are required to report 28 days after end of quarter. Therefore the levy collected throughout the financial year is measured from April to March of the following year.

Levy collection quarters for 2008/09 include:

- Q2 - April – June 2008 – submission date 28 July 2008
- Q3 - July – September 2008 – submission date 28 October 2008
- Q4 - October – December 2008 – submission date 28 January 2009
- Q1 - January – March 2009 – submission date 28 April 2009

Since 2006, inert waste remains measured in cubic metres (volume) paid upon volumetric survey findings (completed by an independent licensed surveyor) to allow for compaction to take place thus measuring accurately the airspace filled during a quarter. For comparison to putrescible tonnages (weight), inert landfill data is converted using the following conversions:

Metropolitan Inert landfills 1.55t x cubic metres = total tonnes

Regional Inert landfills 1.3t x cubic metres = total tonnes

Landfills accepting metropolitan solid waste, that is landfilled, are required to submit data on waste composition, pay levy on waste to landfill and in the case of a metropolitan located inert landfill, complete a volumetric survey as a measurement of airspace filled.

Solid waste generated outside of the Perth Metropolitan area is not levied unless depositing waste within a metropolitan landfill site.

Throughout 2008/09, a total of 26 individual landfills reported to DEC on landfill levy.

Inert landfills accepting metropolitan generated waste numbered 17. Four inert sites reporting to DEC are located in regional areas and generally accept smaller amounts of inert waste.

Putrescible landfills accepting metropolitan generated waste numbered nine, with two of these located in regional Western Australia.

The waste stream types composing waste to landfill are categorised as:

- Municipal - MSW
- Commercial and Industrial – C&I
- Construction and Demolition – C&D.

Overall the amount of waste generated within the metropolitan area is summarised in Figure 3:

Figure 3. Waste generated within the metropolitan area

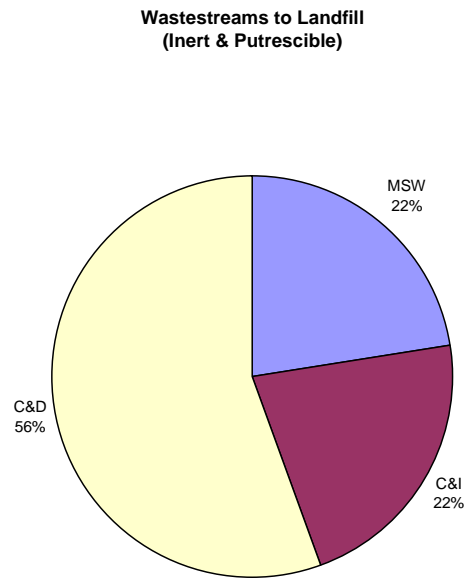
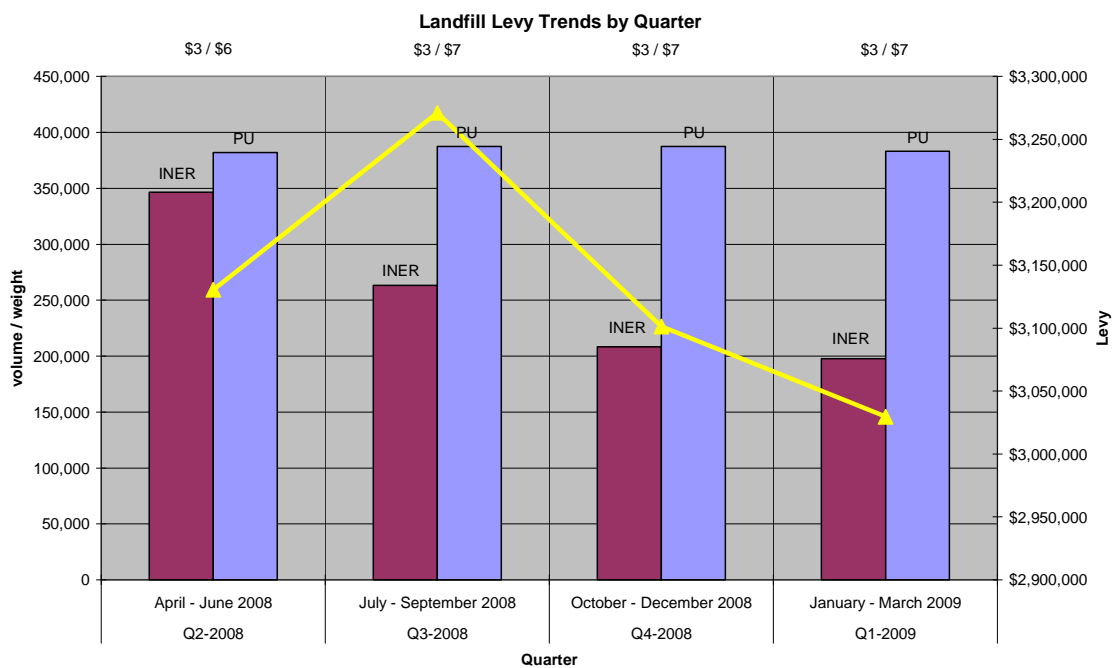


Figure 4 details the volume of inert waste and the weight of putrescible waste to landfill. It also details the jump in levy revenue received and its decline over the rest of the 2008/09.

Figure 4: Landfill Levy Trends by Quarter



Landfill levy is represented by the yellow line measured as revenue along the right side of the graph. The landfill levy rates are noted above each quarter on the top of the graph by Inert/Putrescible respectively.

As detailed, the July to September 2008 quarter saw the rise of putrescible rate by \$1/tonne; from \$6/tonne to \$7, producing a significant rise from April – June 2008 revenue of \$3.1 million to almost \$3.3 million between quarters.

Throughout 2008/09, inert landfill levy continued to decline. The division of levy was once 33 percent inert, while putrescible made up the remaining 67percent, at end of January to March 2009, the inert levy made up only 19 percent of overall levy collected during the quarter.

Despite the Global Financial Crisis, where inert was significantly affected - mainly due to C&D material diversion from landfill and into recycling, putrescible landfills remained unaffected overall.

Figure 5. Trends by Quarter Inert/Putrescible

	Q2-2008		Q3-2008		Q4-2008		Q1-2009		TOTAL	
	April - June 2008		July - September 2008		October - December 2008		January - March 2009			
	Submission date 28 Jul 2008		Submission date 28 Oct 2008		Submission date 28 Jan 2009		Submission date 28 Apr 2009			
	Measur ement (cubic metres/ tonnes)	Levy (\$3/\$ 6)	Measur ement (cubic metres/ tonnes)	Levy (\$3/\$ 7)	Measur ement (cubic metres/ tonnes)	Levy (\$3/\$ 7)	Measur ement (cubic metres/ tonnes)	Levy (\$3/\$ 7)	Measur ement (cubic metres/ tonnes)	Levy
Inert landfills (m3)	346,42 3m3	\$1,02 1,781	263,34 2m3	\$775, 407	208,36 8m3	\$605, 760	197,79 6m3	\$577, 804	1,015,9 29m3	\$2,98 0,752
Putrescible landfills (t)	382,02 0t	\$2,10 8,750	387,40 6t	\$2,49 5,670	387,50 5t	\$2,49 5,689	383,20 6t	\$2,45 1,762	1,540,1 37t	\$9,55 1,871
Total tonnes (I/P)	1,130,9 59t	\$3,13 0,531	940,94 1t	\$3,27 1,077	920,07 8t	\$3,10 1,449	814,18 2t	\$3,02 9,566	3,806,1 60t	\$12,5 32,62 3

Note to figures above:

Provisions within the *Waste Avoidance and Resource Recovery Levy Regulations 2008* allow for a deduction of volumetric survey costs (the cost of the survey, or no more than \$2000 per quarter) from Inert landfill levy payable, while the formula for assessing levy

payable allows 8% of putrescible tonnage landfilled to be deducted for daily cover requirements. For these reasons, inert volumes and putrescible tonnages are incalculable to direct levy revenue.

Financial Statements

The Waste Avoidance and Resource Recovery Account (WARR Account) is credited with the Landfill Levy, received quarterly. Additionally, interest on bank balances, interest on overdue payments, and penalties can contribute to the Account. Expenditure is approved by the Minister, and relates to relevant programs. As at 1 July 2008, the WARR Account contained \$11,116,987. During 2008/09, \$13,433,373 was credited to the WARR Account as income. Expenditure totalled \$8,502,171, leaving a balance of \$16,048,189.

In this first year of operation of the Waste Authority, as there is no statutory requirement for a formal Business Plan, the expenditure of the WARR Account has been in accordance with a work plan that was approved by the Minister for Environment. Furthermore, in order for there to be a business plan as described in the Act, there needs to be in place first an approved Waste Strategy which will not be available until late in the next year.

Expenditure from the WARR Account is summarised in the financial review appended to this report. The financial review has been prepared in accordance with the requirements of the *Financial Management Act 2006* from proper accounts and records for the financial year ended on 30 June 2009.

Recordkeeping

DEC keeps the records and files on behalf of the Waste Authority in accordance with DEC's records keeping plan.

These records include details of Waste Authority membership; procedures and guidelines; business plan and financial expenditure; inwards and outwards correspondence; agendas, minutes of meetings, briefing notes and other meeting documents.

The DEC records keeping policy covers information that is publicly available and or which is accessible under Freedom of Information protocols.

Many of the records of the Waste Authority are posted to the website as a matter of course, including minutes of meetings, reports and key correspondence.

Appendix 1: Financial Review – Waste Avoidance and Resource Recovery Account

FINANCIAL REVIEW

WASTE AVOIDANCE AND RESOURCE RECOVERY ACCOUNT

	2008-09
	Actual
COST OF SERVICES	
Expenses	
Grants	
Strategic Waste Initiatives Scheme & Community Grants Scheme	1,490,404
Sponsorship	27,800
Partnership Funding	502,875
Waste Wise Schools Grants*	248,000
	2,269,079
Waste Authority	
Waste Strategy and Business Plan	62,834
Major Initiatives	2,198
Web Site	16,259
Policy & Issue Advice for Govt	71
Consultation on Landfill Levy (workshop at W&R Conference 2008)	6,292
Governance & Operations	193,922
Executive Support to Waste Authority	7,666
Infrastructure Planning	45,180
Waste Authority Chair Discretionary Fund	1,000
	335,422
Local Government	
Zero Waste Plan Development Scheme	726,038
Household Hazardous Waste	859,510
Used Oil Management	10,248
Promotion of Recycling	33,336

Regional Funding Program	142,345
	1,771,478
State Government	
Environment Protection & Heritage Council	23,841
Data Program	52,950
National Packaging Covenant	461,073
Litter Prevention Strategy through KABC	640,000
Levy collection & compliance	39,877
Waste Wise Schools	400,000
Recycled Organics Market Development	123,549
Organics Communication & Industry Support	45,913
	1,787,203
Staffing Costs	2,109,278
Inactive 07/08 projects (with costs in 08/09)	229,711
TOTAL COST OF SERVICES	8,502,171
REVENUE	
WARRA Landfill Levy Revenue	12,532,596
Interest and Miscellaneous Revenue	900,777
TOTAL REVENUE 2008-09	13,433,373
Cash at July 1, 2008	11,116,987
Cash as at July 1, 2008	16,048,189

Appendix 2: Grants Awarded

Community Grants Scheme 2008 - R1-R2		
Organisation	Project Title	Grant Total Approved
Kalgoorlie-Boulder Urban Landcare Group Inc	Rethink Trash 2 Treasures	\$ 20,000.00
Karridale Progress Assoc Inc	Karridale Kids Care	\$ 3,704.00
Lions Club of Leeuwin Inc	Augusta Recycling Equipment Upgrade	\$ 20,000.00
West Australian Symphony Orchestra	Symphony in the City	\$ 20,000.00
5		\$ 63,704.00
Australian Red Cross	Creative Waste - Recycled Art	\$ 20,000.00
East Kimberley CDEP	Community Vehicle Recycling	\$ 20,000.00
Green Skills (Denmark)	Shed for the Denmark Tip Shop	\$ 15,525.00
Lions Club of Margaret River	Diversion of E-waste and broken Furniture from Landfill	\$ 17,400.00
YMCA Perth	Carbon Neutral Project	\$ 5,000.00
Margaret River Regional Environment Centre	Zero-waste Demonstration Site	\$ 13,730.00
The Faery Folk (Cara Walker)	Save the Faeries	\$ 10,000.00
8		\$ 101,655.00

Community Grants Scheme 2009 R1		
Esperance Regional Forum	Esperance Compact Fluorescent Globe Collection Trial	\$ 3,500.00
Goldfields Freemasons	Practical Car Tyre Recycling	\$ 5,000.00
Gumala Aboriginal Corporation	Gumala Reduce, Reuse and Recycle (GRRR)	\$ 17,900.00
Kalgoorlie-Boulder Urban Landcare Group Inc	'Bash the Trash' Community Education Roadshow	\$ 20,000.00
Mt Hawthorn Primary School P&C Association Inc	Mount Hawthorn Waste Wise Community Fair	\$ 5,665.00
Rainbow Coast Neighbourhood Centre Inc	Living Smart in your garden	\$ 6,000.00

Smart Talk	Smart Arts	\$ 2,800.00
Technology Assisting Disability WA (TADWA)	Community Reuse Project	\$ 20,000.00
Naragebup (Rockingham Regional Environment Centre)	Waste Basket	\$ 20,000.00
Care For Hedland Environment Assoc	Cash for Trash pilot	\$ 10,000.00
10		\$ 110,865.00

Strategic Waste Initiatives Scheme 2008 R1-R2

Organisation	Project Title	Grant Total Approved
Cameleon Paints	Development of Ground Marking Coatings using recycled water based paint	\$ 15,000.00
City of Rockingham	Composting at Home	\$ 53,000.00
Eastern Metropolitan Regional Council (EMRC)	Trial Household Organic Waste Collection	\$ 95,000.00
Eastern Metropolitan Regional Council (EMRC)	Household Electronic Waste Study (EMRC-SMRC)	\$ 35,520.00
Mandurah Bins	MRF Market Research / Education Program	\$ 27,500.00
Shire of Busselton	Busselton C&D Crushing Scheme	\$ 104,691.37
Spartel Pty Ltd t/as Hofstede & Assoc	Hospitality Industry Waste Audit	\$ 60,000.00
Western Australian Local Government Association	Recycled products in LG Construction & Maintenance Activities	\$ 60,500.00
Xearth Pty Ltd	WA Onsite Recycling	\$ 90,000.00
9		\$ 541,211.37
Agsafe	Chemclear WA 2009	\$ 70,000.00
Blackley Farming	Equipment Upgrade for Quairading recycle plant	\$ 30,000.00
Eastern Metropolitan Regional Council (EMRC)	Pilot Earthcarers Volunteer Program in Perth's Eastern Suburbs	\$ 33,870.00
Gascoyne Development Commission	Biodegradable Alternatives for PVC Film & T-Tape	\$ 24,810.00

Southern Metropolitan Regional Council (SMRC)	Dry-Cell Battery Waste Collection and Recycling Program	\$ 80,140.00
City of Stirling	E-Waste Recycling and Monitoring	\$ 24,500.00
Midland Brick	Transport & Pulverising subsidy (post consumer glass trial)	\$ 11,580.00
Murdoch University - Environmental Technology Centre	Small scale biogas plant for onsite treatment of organic wastes	\$ 45,823.00
Blue Planet Energy Limited (Bios)	Used Lube Oil to LoNOX Trial	\$ 13,500.00
EarthCare Recycling Pty Ltd	EarthCare Recycling	\$ 175,000.00
10		\$ 509,223.00

Strategic Waste Initiatives Scheme 2009 R1

Blue Planet Energy Limited (Bios)	Waste Oil to loNOX Onsite Field Trial Test	\$ 70,800.00
ChemCentre WA	Increased Market potential of Compost	\$ 75,000.00
City of Bayswater	Community Greenwaste Education Initiative	\$ 50,000.00
Curtin University of Technology	Recycled Concrete Road Base Performance Specifications for LG	\$ 100,617.00
Eastern Metropolitan Regional Council (EMRC)	Fluorescent Light Recycling Study	\$ 52,640.91
Eastern Metropolitan Regional Council (EMRC)	Mattress Recycling Project	\$ 116,300.00
Encycle Consulting P/L	Resource Kit for recycling on commercial construction sites	\$ 45,450.00
Electrical, Utilities and Public Administration Training Council Inc. (EUPA)	Workforce Planning Training needs for the Waste Industry in WA	\$ 41,360.00
Shawtec Pty Ltd	Markets and Applications for Materials recovered from Waste Tyres	\$ 36,000.00
Shire of Capel	Organics Officer - Helping reach a regional solution to a local problem	\$ 90,000.00
Specialist Polymers Associated Manufacturers	Trial and assessment of variable mix of waste plastic feedstock	\$ 30,000.00
11		\$ 708,167.91